

AVANT PUBLIC SCHOOL

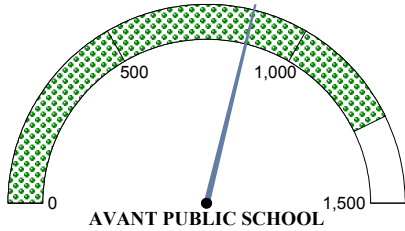
No Child Left Behind Act Annual Report Card 2007-2008

Academic Performance Index (API) and Accountability Data

The API is a numeric score that measures school and district performance based on a variety of educational indicators. It allows schools and districts to gauge their progress toward improving student achievement. Components of the API are used to meet reporting requirements in the *No Child Left Behind Act (Public Law 107-110)*.

District API Score for Regular Education Students

AVANT PUBLIC SCHOOL has a Total API of 865



The scale for API scores ranges from 0-1500 with 1279 as the current state average for regular education students.

No Child Left Behind Act Statewide Performance Benchmarks for 2007-2008:
 Mathematics API - 932 Reading API - 914
 Percent of Students Tested - 95%
 Attendance Rate API - 664
 Graduation Rate API - 882

Legend:
 +++ represents benchmarks that have been met
 --- represents benchmarks that have not been met
 **** represents missing data or data involving small numbers

Additional Indicators for Federal AYP

Total Graduation 2007: **** ****

Graduation 4 year 2007:** *

Attendance: 1204 (95.7%)

Attendance is used for the additional indicator in AYP determinations for elementary and middle schools.

*Graduation rate for students who graduated in the standard number of years and used as the additional indicator in AYP determinations for high schools and districts.

Student Group	Mathematics API	Reading API	% Students Tested	
			Math	Reading
All Students				
All	+++	+++	+++	+++
Male	+++	+++	****	****
Female	****	****	****	****
Black	****	****	****	****
Amer. Indian	****	****	****	****
Hispanic	****	****	****	****
Asian	****	****	****	****
White	****	****	****	****
Other	****	****	****	****
Econ. Disadv.	****	****	****	****
Migrant	****	****	****	****
Students with Individualized Education Programs (IEP)				
IEP	****	****	****	****
English Language Learner Students (ELL)				
ELL	****	****	****	****
Regular Education Students				
Regular Education	+++	+++	+++	+++

For Adequate Yearly Progress (AYP) determinations, each student group is required to meet or exceed the Performance Targets (excluding Male, Female and Migrant groups) for 2007-2008.

Student Groups must have at least 30 students per subject to receive a math or reading API score.

Percent of Students Tested is calculated only for student enrollment of at least 40 students per subject and subgroup at time of test administration.

AVANT PUBLIC SCHOOL

No Child Left Behind Act Annual Report Card 2007-2008

Accountability Data

No Child Left Behind Act School Identifications

Adequate Yearly Progress AVANT PUBLIC SCHOOL has made adequate yearly progress

***District in Need of Improvement:** NO

Number of schools in district identified as in "Need of Improvement": 0

*Districts that have failed to make AYP for two consecutive years (based on the same subject) across all grade spans (elementary, middle, and high school) will be designated as in "Need of Improvement". Schools that have failed to make AYP for two consecutive years (based on the same subject) will be designated as in "Need of Improvement".

Professional Qualifications of Teachers

The information below represents professional qualifications of teachers who teach in the core academic subjects: English, reading or language arts, mathematics, science, foreign languages, civics and government, economics, arts, history, and geography.

Professional Qualifications of Public Elementary and Secondary Teachers in Core Academic Subjects	Professional Qualifications		
	Bachelors	Masters	Post-Masters or Doctorate
Percent of Teachers			



Percent of Teachers with Emergency Certificates: 0%

The 2007-2008 data includes the federally approved High, Objective, Uniform State Standard of Evaluation (HOUSSE) criteria for defining "Highly Qualified" special education teachers.

Percent of Classes Taught by Teachers Considered "Highly Qualified" and "Non-Highly Qualified" According to Federal Law:

Highly Qualified Non-Highly Qualified

*Low Poverty Schools - Schools in bottom 25% when ranked from highest to lowest by the percentage of students who qualify for the free and reduced price lunch program.

**High Poverty Schools - Schools in the top 25% when ranked from highest to lowest by the percentage of students who qualify for the free and reduced price lunch program.

AVANT PUBLIC SCHOOL

No Child Left Behind Act Annual Report Card 2007-2008

Oklahoma School Testing Program (OSTP)

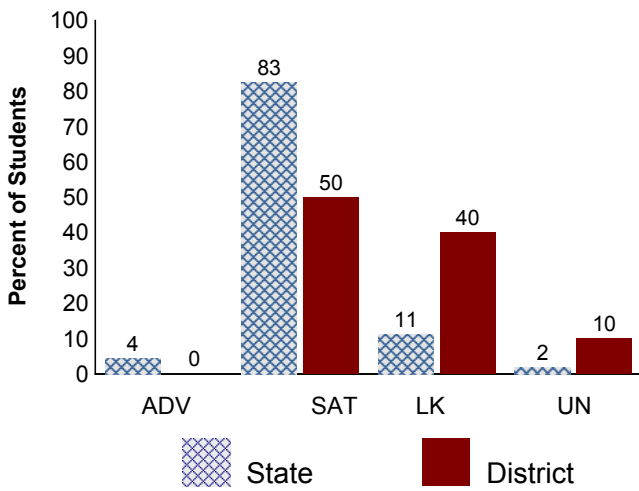
Grade 3

Oklahoma Core Curriculum Tests

The Oklahoma Core Curriculum Tests measure mastery of students' skills on the Priority Academic Student Skills (PASS). Individual test scores for each student as well as detailed group summary reports are sent back to the schools, providing valuable data for administrators and teachers to target program improvement, address individual student strengths and weaknesses, and provide parents with an idea of their child's accomplishments. Results below include all students (full academic year and non-full academic year).

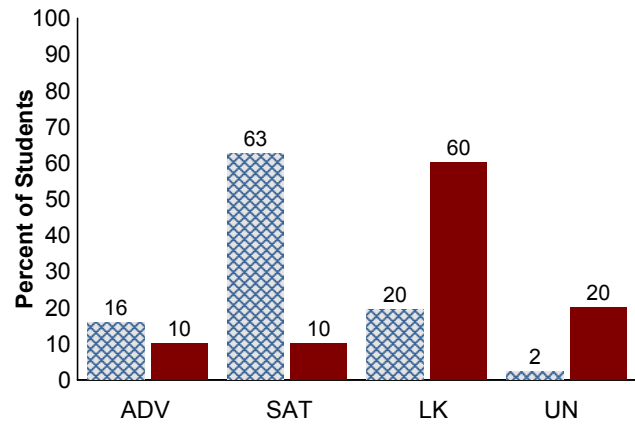
State and District Reading Results

All Students Tested



State and District Math Results

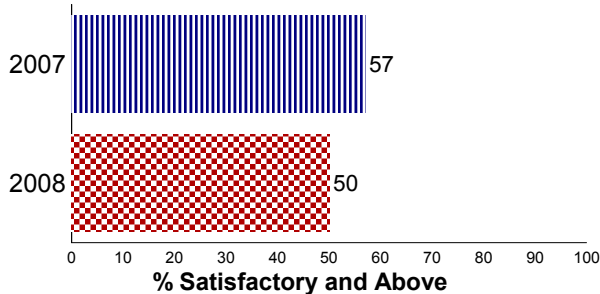
All Students Tested



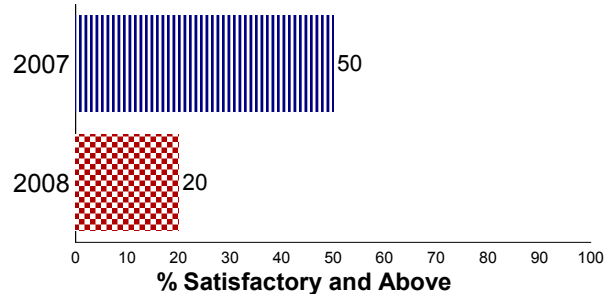
District Trend Data

All Students Tested

Grade 3 Reading



Grade 3 Math



Legend:

ADV - Advanced Performance Level

SAT - Satisfactory Performance Level

LK - Limited Knowledge Performance Level

UN - Unsatisfactory Performance Level

For confidentiality of student records data involving small numbers is suppressed.

AVANT PUBLIC SCHOOL

No Child Left Behind Act Annual Report Card 2007-2008

Oklahoma School Testing Program (OSTP)

Grade 3**School Results**

The tables below present Math and Reading results from the 2007-2008 school year. The results are reported in four performance levels by specific student groups. These test results include all students tested (full academic year and non-full academic year) for each of the student groups. See legend at bottom.



	# Tested	Reading				# Tested	Math			
		%ADV	%SAT	%LK	%UN		%ADV	%SAT	%LK	%UN
Results From The Oklahoma Core Curriculum Tests (OCCT) Grades 3-8										
All	10	0	50	40	10	10	10	60	20	
Amer. Indian	8	0	50	38	13	8	13	63	13	
Other	2	****	****	****	****	2	****	****	****	
Female	5	0	80	20	0	5	20	20	60	
Male	5	0	20	60	20	5	0	0	60	
Econ. Disadv.	8	0	63	25	13	8	13	63	13	
Regular Education	10	0	50	40	10	10	10	60	20	

Legend:

%ADV - Advanced Performance Level

%SAT - Satisfactory Performance Level

%LK - Limited Knowledge Performance Level

%UN - Unsatisfactory Performance Level

For confidentiality of student records : +++++ More than 95% scored above Satisfactory

---- More than 95% scored below Satisfactory

**** Missing data or data involving small numbers

AVANT PUBLIC SCHOOL

No Child Left Behind Act Annual Report Card 2007-2008

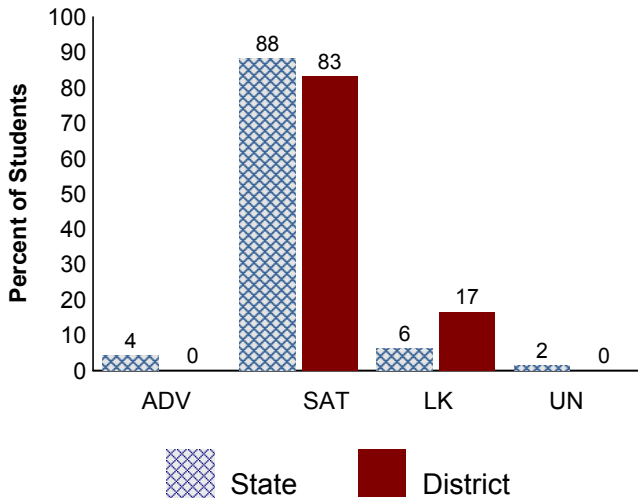
Oklahoma School Testing Program (OSTP)
Grade 4

Oklahoma Core Curriculum Tests

The Oklahoma Core Curriculum Tests measure mastery of students' skills on the Priority Academic Student Skills (PASS). Individual test scores for each student as well as detailed group summary reports are sent back to the schools, providing valuable data for administrators and teachers to target program improvement, address individual student strengths and weaknesses, and provide parents with an idea of their child's accomplishments. Results below include all students (full academic year and non-full academic year).

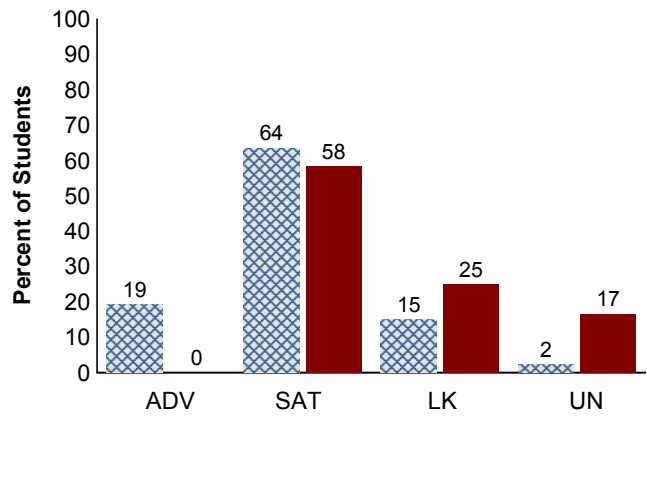
State and District Reading Results

All Students Tested



State and District Math Results

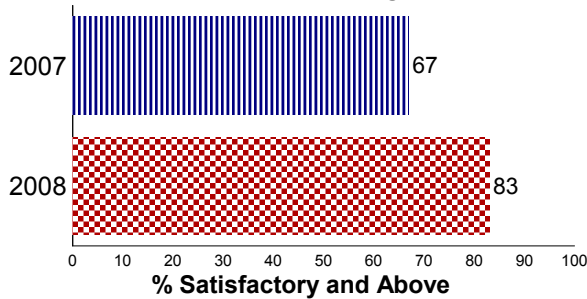
All Students Tested



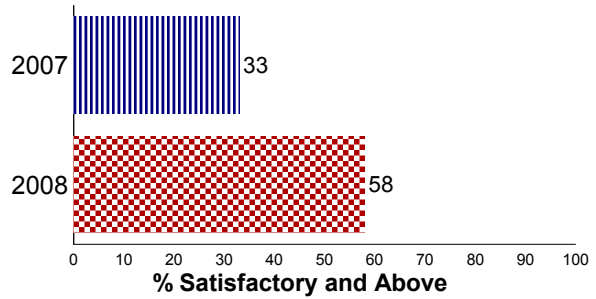
District Trend Data

All Students Tested

Grade 4 Reading



Grade 4 Math



Legend:

ADV - Advanced Performance Level

SAT - Satisfactory Performance Level

LK - Limited Knowledge Performance Level

UN - Unsatisfactory Performance Level

For confidentiality of student records data involving small numbers is suppressed.

AVANT PUBLIC SCHOOL**No Child Left Behind Act Annual Report Card 2007-2008**

Oklahoma School Testing Program (OSTP)

Grade 4**School Results**

The tables below present Math and Reading results from the 2007-2008 school year. The results are reported in four performance levels by specific student groups. These test results include all students tested (full academic year and non-full academic year) for each of the student groups. See legend at bottom.



	# Tested	Reading				# Tested	Math			
		%ADV	%SAT	%LK	%UN		%ADV	%SAT	%LK	%UN
Results From The Oklahoma Core Curriculum Tests (OCCT) Grades 3-8										
All	12	0	83	17	0	12	0	58	25	17
Amer. Indian	7	0	71	29	0	7	0	43	29	29
Hispanic	1	****	****	****	****	1	****	****	****	****
White	4	****	****	****	****	4	****	****	****	****
Female	4	****	****	****	****	4	****	****	****	****
Male	8	0	75	25	0	8	0	50	25	25
Econ. Disadv.	11	0	82	18	0	11	0	55	27	18
Regular Education	12	0	83	17	0	12	0	58	25	17
Results From The Oklahoma Modified Alternate Assesment (OMAAP)										
IEP Accom.	3	****	****	****	****	3	****	****	****	****

Legend:

%ADV - Advanced Performance Level

%SAT - Satisfactory Performance Level

%LK - Limited Knowledge Performance Level

%UN - Unsatisfactory Performance Level

For confidentiality of student records : +++++ More than 95% scored above Satisfactory

---- More than 95% scored below Satisfactory

**** Missing data or data involving small numbers

AVANT PUBLIC SCHOOL

No Child Left Behind Act Annual Report Card 2007-2008

Oklahoma School Testing Program (OSTP)

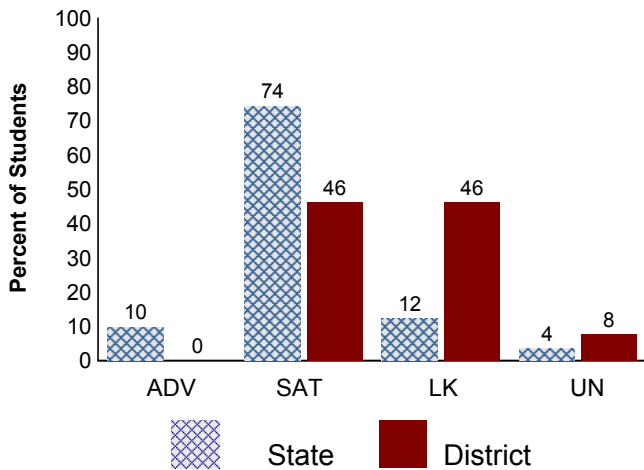
Grade 5

Oklahoma Core Curriculum Tests

The Oklahoma Core Curriculum Tests measure mastery of students' skills on the Priority Academic Student Skills (PASS). Individual test scores for each student as well as detailed group summary reports are sent back to the schools, providing valuable data for administrators and teachers to target program improvement, address individual student strengths and weaknesses, and provide parents with an idea of their child's accomplishments. Results below include all students (full academic year and non-full academic year).

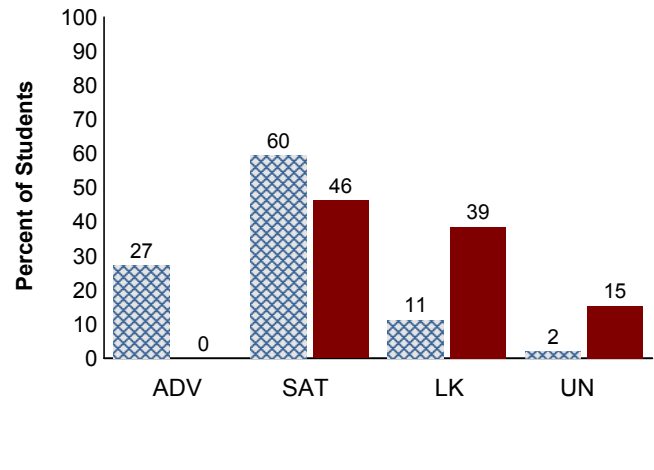
State and District Reading Results

All Students Tested



State and District Math Results

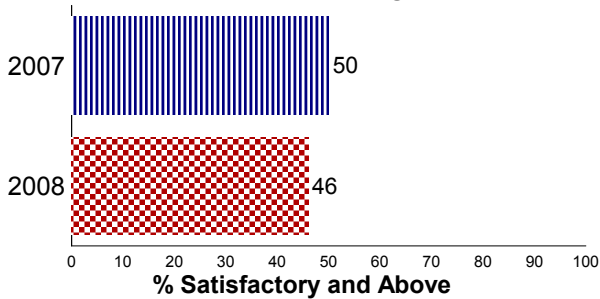
All Students Tested



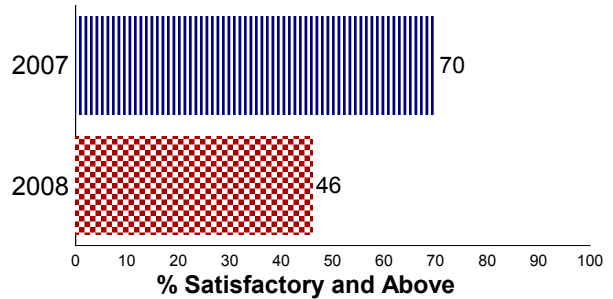
District Trend Data

All Students Tested

Grade 5 Reading



Grade 5 Math



Legend:

ADV - Advanced Performance Level

LK - Limited Knowledge Performance Level

SAT - Satisfactory Performance Level

UN - Unsatisfactory Performance Level

For confidentiality of student records data involving small numbers is suppressed.

AVANT PUBLIC SCHOOL

No Child Left Behind Act Annual Report Card 2007-2008

Oklahoma School Testing Program (OSTP)

Grade 5**School Results**

The tables below present Math and Reading results from the 2007-2008 school year. The results are reported in four performance levels by specific student groups. These test results include all students tested (full academic year and non-full academic year) for each of the student groups. See legend at bottom.

	# Tested	Reading				# Tested	Math			
		%ADV	%SAT	%LK	%UN		%ADV	%SAT	%LK	%UN
Results From The Oklahoma Core Curriculum Tests (OCCT) Grades 3-8										
All	13	0	46	46	8	13	0	46	39	15
Amer. Indian	9	0	44	44	11	9	0	44	44	11
White	4	****	****	****	****	4	****	****	****	****
Female	6	0	33	67	0	6	0	17	50	33
Male	7	0	57	29	14	7	0	71	29	0
Econ. Disadv.	8	0	25	63	13	8	0	38	50	13
Regular Education	13	0	46	46	8	13	0	46	39	15
Results From The Oklahoma Modified Alternate Assessment (OMAAP)										
IEP Accom.	1	****	****	****	****		****	****	****	****

Legend:

%ADV - Advanced Performance Level

%SAT - Satisfactory Performance Level

%LK - Limited Knowledge Performance Level

%UN - Unsatisfactory Performance Level

For confidentiality of student records: +++++ More than 95% scored above Satisfactory

---- More than 95% scored below Satisfactory

**** Missing data or data involving small numbers

AVANT PUBLIC SCHOOL

No Child Left Behind Act Annual Report Card 2007-2008

Oklahoma School Testing Program (OSTP)

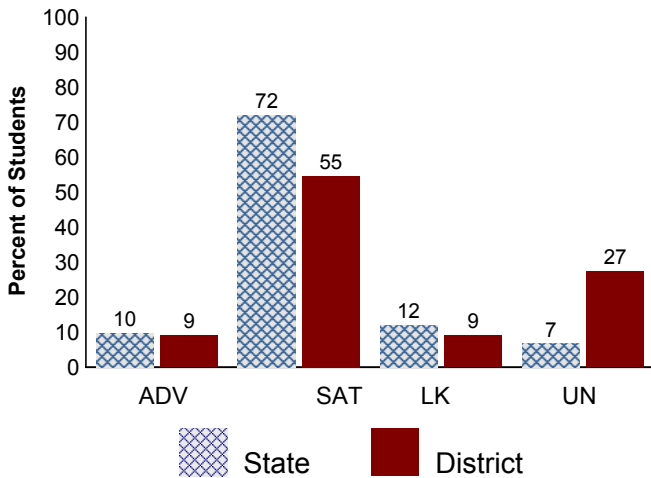
Grade 6

Oklahoma Core Curriculum Tests

The Oklahoma Core Curriculum Tests measure mastery of students' skills on the Priority Academic Student Skills (PASS). Individual test scores for each student as well as detailed group summary reports are sent back to the schools, providing valuable data for administrators and teachers to target program improvement, address individual student strengths and weaknesses, and provide parents with an idea of their child's accomplishments. Results below include all students (full academic year and non-full academic year).

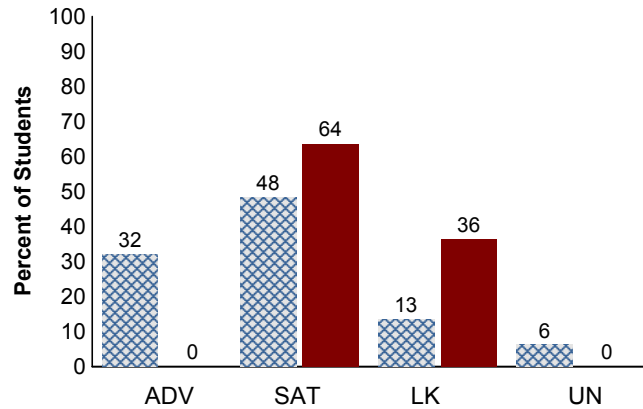
State and District Reading Results

All Students Tested



State and District Math Results

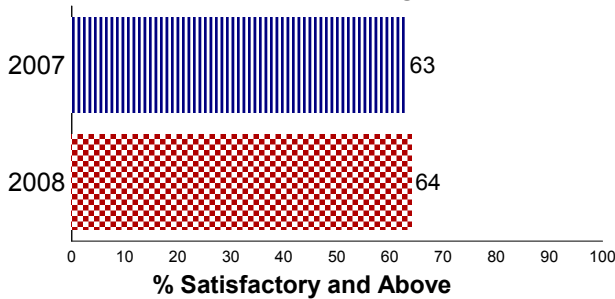
All Students Tested



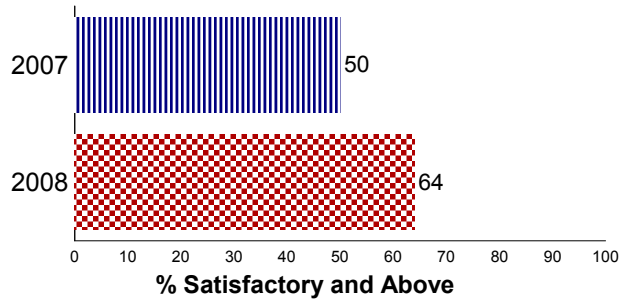
District Trend Data

All Students Tested

Grade 6 Reading



Grade 6 Math



Legend:

ADV - Advanced Performance Level

SAT - Satisfactory Performance Level

LK - Limited Knowledge Performance Level

UN - Unsatisfactory Performance Level

For confidentiality of student records data involving small numbers is suppressed.

AVANT PUBLIC SCHOOL

No Child Left Behind Act Annual Report Card 2007-2008



Oklahoma School Testing Program (OSTP)

Grade 6

School Results

The tables below present Math and Reading results from the 2007-2008 school year. The results are reported in four performance levels by specific student groups. These test results include all students tested (full academic year and non-full academic year) for each of the student groups. See legend at bottom.

	Reading					Math				
	# Tested	%ADV	%SAT	%LK	%UN	# Tested	%ADV	%SAT	%LK	%UN
Results From The Oklahoma Core Curriculum Tests (OCCT) Grades 3-8										
All	11	9	55	9	27	11	0	64	36	0
Amer. Indian	1	****	****	****	****	1	****	****	****	****
White	1	****	****	****	****	1	****	****	****	****
Other	9	11	44	11	33	9	0	56	44	0
Female	5	20	80	0	0	5	0	60	40	0
Male	6	0	33	17	50	6	0	67	33	0
Regular Education	11	9	55	9	27	11	0	64	36	0
Results From The Oklahoma Modified Alternate Assesment (OMAAP)										
IEP Accom.	2	****	****	****	****		****	****	****	****

Legend:

%ADV - Advanced Performance Level

%SAT - Satisfactory Performance Level

%LK - Limited Knowledge Performance Level

%UN - Unsatisfactory Performance Level

For confidentiality of student records: +++++ More than 95% scored above Satisfactory

---- More than 95% scored below Satisfactory

**** Missing data or data involving small numbers

AVANT PUBLIC SCHOOL

No Child Left Behind Act Annual Report Card 2007-2008

Oklahoma School Testing Program (OSTP)

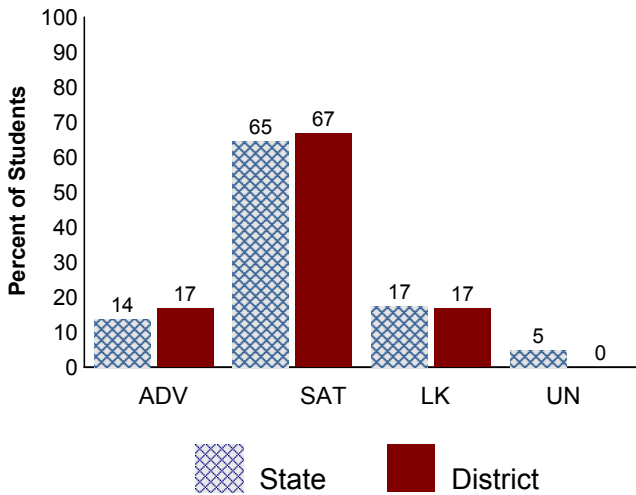
Grade 7

Oklahoma Core Curriculum Tests

The Oklahoma Core Curriculum Tests measure mastery of students' skills on the Priority Academic Student Skills (PASS). Individual test scores for each student as well as detailed group summary reports are sent back to the schools, providing valuable data for administrators and teachers to target program improvement, address individual student strengths and weaknesses, and provide parents with an idea of their child's accomplishments. Results below include all students (full academic year and non-full academic year).

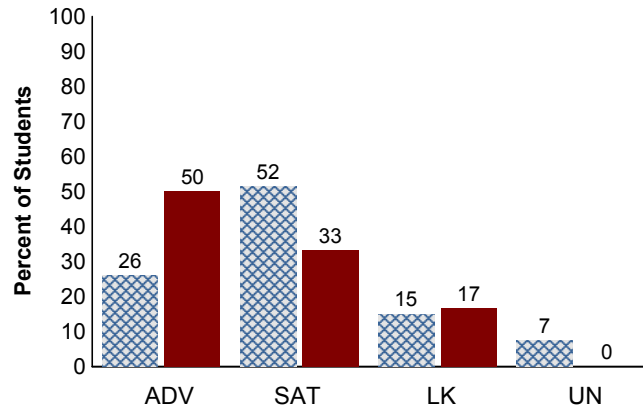
State and District Reading Results

All Students Tested



State and District Math Results

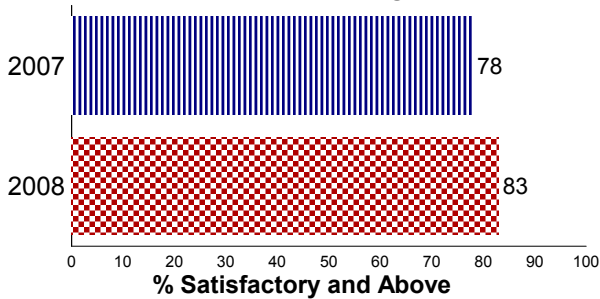
All Students Tested



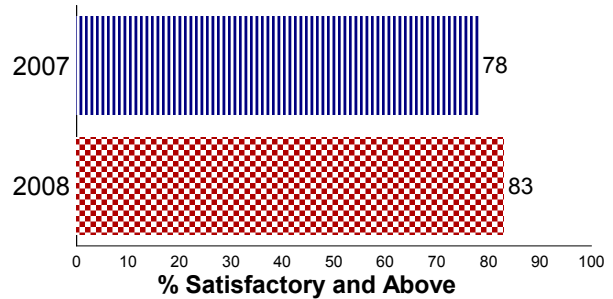
District Trend Data

All Students Tested

Grade 7 Reading



Grade 7 Math



Legend:

ADV - Advanced Performance Level

SAT - Satisfactory Performance Level

LK - Limited Knowledge Performance Level

UN - Unsatisfactory Performance Level

For confidentiality of student records data involving small numbers is suppressed.

AVANT PUBLIC SCHOOL**No Child Left Behind Act Annual Report Card 2007-2008**

Oklahoma School Testing Program (OSTP)

Grade 7**School Results**

The tables below present Math and Reading results from the 2007-2008 school year. The results are reported in four performance levels by specific student groups. These test results include all students tested (full academic year and non-full academic year) for each of the student groups. See legend at bottom.

	# Tested	Reading				# Tested	Math			
		%ADV	%SAT	%LK	%UN		%ADV	%SAT	%LK	%UN
Results From The Oklahoma Core Curriculum Tests (OCCT) Grades 3-8										
All	6	17	67	17	0	6	50	33	17	0
White	1	****	****	****	****	1	****	****	****	****
Other	5	0	80	20	0	5	40	40	20	0
Male	6	17	67	17	0	6	50	33	17	0
Regular Education	6	17	67	17	0	6	50	33	17	0
Results From The Oklahoma Modified Alternate Assesment (OMAAP)										
IEP Accom.	1	****	****	****	****	****	****	****	****	****

Legend:

%ADV - Advanced Performance Level

%SAT - Satisfactory Performance Level

%LK - Limited Knowledge Performance Level

%UN - Unsatisfactory Performance Level

For confidentiality of student records: +++++ More than 95% scored above Satisfactory

---- More than 95% scored below Satisfactory

**** Missing data or data involving small numbers

AVANT PUBLIC SCHOOL

No Child Left Behind Act Annual Report Card 2007-2008

Oklahoma School Testing Program (OSTP)

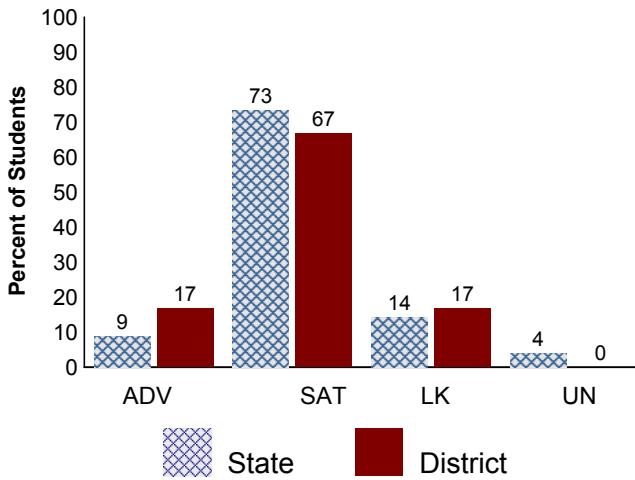
Grade 8

Oklahoma Core Curriculum Tests

The Oklahoma Core Curriculum Tests measure mastery of students' skills on the Priority Academic Student Skills (PASS). Individual test scores for each student as well as detailed group summary reports are sent back to the schools, providing valuable data for administrators and teachers to target program improvement, address individual student strengths and weaknesses, and provide parents with an idea of their child's accomplishments. Results below include all students (full academic year and non-full academic year).

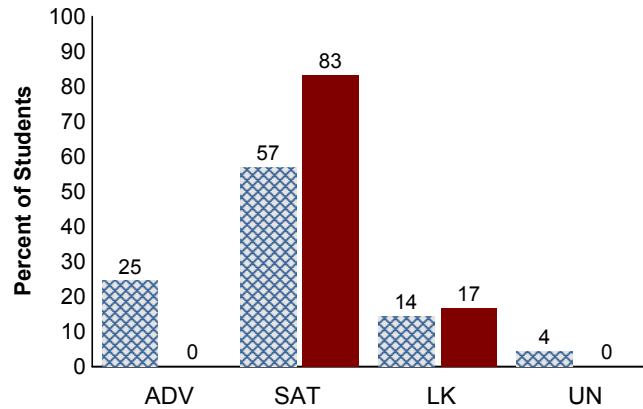
State and District Reading Results

All Students Tested



State and District Math Results

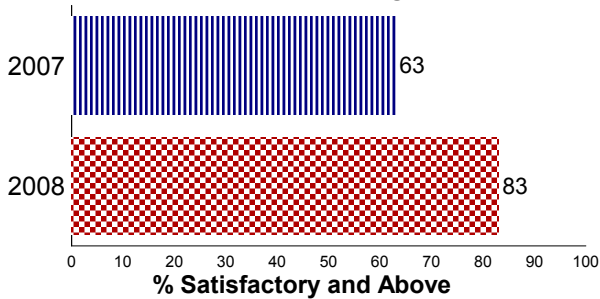
All Students Tested



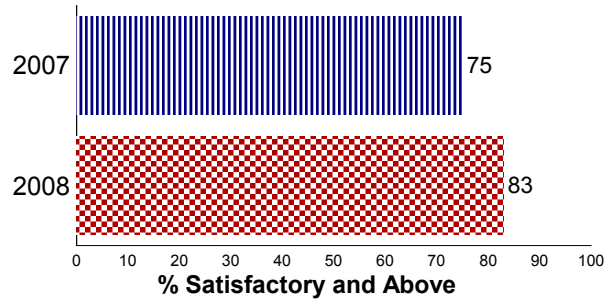
District Trend Data

All Students Tested

Grade 8 Reading



Grade 8 Math



Legend:

ADV - Advanced Performance Level

SAT - Satisfactory Performance Level

LK - Limited Knowledge Performance Level

UN - Unsatisfactory Performance Level

For confidentiality of student records data involving small numbers is suppressed.

AVANT PUBLIC SCHOOL

No Child Left Behind Act Annual Report Card 2007-2008

Oklahoma School Testing Program (OSTP)

Grade 8**School Results**

The tables below present Math and Reading results from the 2007-2008 school year. The results are reported in four performance levels by specific student groups. These test results include all students tested (full academic year and non-full academic year) for each of the student groups. See legend at bottom.

	# Tested	Reading				# Tested	Math			
		%ADV	%SAT	%LK	%UN		%ADV	%SAT	%LK	%UN
Results From The Oklahoma Core Curriculum Tests (OCCT) Grades 3-8										
All	6	17	67	17	0	6	0	83	17	0
Amer. Indian	5	20	60	20	0	5	0	80	20	0
White	1	****	****	****	****	1	****	****	****	****
Female	5	20	60	20	0	5	0	80	20	0
Male	1	****	****	****	****	1	****	****	****	****
Econ. Disadv.	1	****	****	****	****	1	****	****	****	****
Regular Education	6	17	67	17	0	6	0	83	17	0

Legend:

%ADV - Advanced Performance Level

%SAT - Satisfactory Performance Level

%LK - Limited Knowledge Performance Level

%UN - Unsatisfactory Performance Level

For confidentiality of student records: +++++ More than 95% scored above Satisfactory

---- More than 95% scored below Satisfactory

**** Missing data or data involving small numbers

AVANT PUBLIC SCHOOL

No Child Left Behind Act Annual Report Card 2007-2008

Oklahoma School Testing Program (OSTP)

Science Grades 5, 8 and Biology I

The tables below present Science and Biology I results from the 2007-2008 school year. The results are reported in four performance levels by specific student groups. These test results include all students tested (full academic year and non-full academic year) for each of the student groups. See legend at bottom.

	# Tested	Science			
		%ADV	%SAT	%LK	%UN
Grade 05					
Results From The Oklahoma Core Curriculum Tests (OCCT) Grades 3-8					
All	13	8	46	31	15
Amer. Indian	9	11	33	44	11
White	4	****	****	****	****
Female	6	0	33	33	33
Male	7	14	57	29	0
Econ. Disadv.	8	0	38	50	13
Regular Education	13	8	46	31	15
Results From The Oklahoma Modified Alternate Assessment (OMAAP)					
IEP Accom.	1	****	****	****	****
Grade 08					
Results From The Oklahoma Core Curriculum Tests (OCCT) Grades 3-8					
All	6	0	67	17	17
Amer. Indian	5	0	60	20	20
White	1	****	****	****	****
Female	5	0	60	20	20
Male	1	****	****	****	****
Regular Education	6	0	67	17	17

Legend:

%ADV - Advanced Performance Level

%SAT - Satisfactory Performance Level

%LK - Limited Knowledge Performance Level

%UN - Unsatisfactory Performance Level

For confidentiality of student records: ++++ More than 95% scored above Satisfactory

---- More than 95% scored below Satisfactory

**** missing data or data involving small numbers